


# Fabric belt Types 211-217

Suitable for:



Throughing conveyor



Position retention via small amount of belt uptake

“Minimum transitions for maximum quality!”

Type 211-217 consists of a belt with two fabric layers. For optimal hygiene, the belt has a PU top layer. The narrow rolling nose bar (Ø16 mm) allows the smooth transfer of small delicate products. Fabric belts are used especially in the bread and pastry sector, in which dry cleaning is customary.

The solution to your logistics requirements when:

- A smooth transfer to the following conveyor is needed for small, delicate products
- Production loss has to be minimised

**The advantages of Type 211-217:**

- Guaranteed retention of product quality
- Does not cause any tracking problems from the automatic belt steering
- Easy to scrape clean
- Allows numerous expansion possibilities



# Fabric belt

## Types 211-217

### TECHNICAL SPECIFICATIONS

Construction	Stainless steel plate frame, shot-blasted, and plastic machine parts
Transport length	Min. 1.5 x belt width (max. 30 metres)
Belt width	Type 211 light: 150 mm - 450 mm Type 217 heavy: 450 mm - 1650 mm
Belt speed	Belt speed 2 - 50 m/min.
Belt type	Two-layer fabric belt
Operating temperature belt material	-30°C - 80°C
Nose bar	Type 211 light: Rolling Ø25 mm equals Ø28 mm on the belt Type 217 heavy: Rolling Ø16 mm equals Ø19 mm on the belt
Drive	SEW gear motor with stainless steel safety cover
Drive position	Centre drive
Chassis	Stationary/mobile
Electric power supply	Operating switch

### OPTIONS

	211	217
Scrap- and drip plates (fixed or fold-away)	x	x
Belt lifters	x	x
Fixed belt scraper	x	x
Removable belt scraper	x	x
Heated belt scraper	x	x
Quick belt release	x	x
Tracking guide		x
Plastic worktable 200 - 400 mm wide	x	
Cable tube 1800 mm high	x	x
Cable shafts	x	x
Stainless steel control cabinet with frequency inverter	x	x
Drum motor	x	x
Pneumatic belt tensioner		x
Automatic belt steering		x
Single-layer fabric belt instead of two-layer	x	x
Nose bar, fixed knife edge Ø8 mm	x	x
Drop nose		x
Telescopic nose		x
Detent mechanism	x	x
Troughing conveyor		x

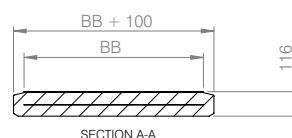
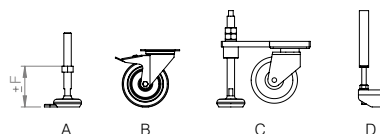
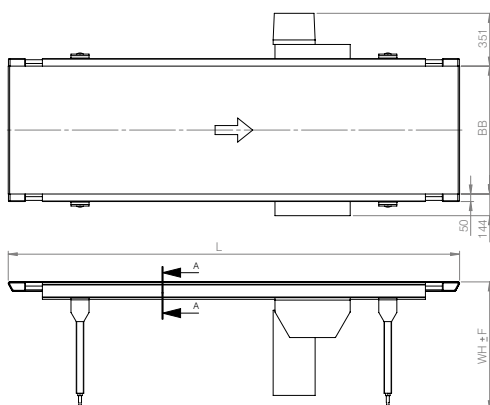
### BELT TYPES



Fabric belt

Different dimensions on request, send an e-mail to [sales@marvu.nl](mailto:sales@marvu.nl).

### DRAWINGS



#### Key to symbols

L	Transport length
BB	Belt width
WH	Working height
F	Adjustment range

#### Adjustment type

A	± 50 mm
B	± 25 mm
C	-10 mm + 40 mm
D	± 50 mm

Chassis types A and B can also be made with an adjustment range of ± 150 mm.